

Labelling & Shipping

When shipping to Amazon, you have 3 options:

1. Shipping directly to Amazon
2. Shipping to your home and then forwarding to Amazon
3. Shipping to a 3rd party intermediary

Option 1 – Shipping directly to Amazon

From overseas:

- **Cannot** ship directly to Amazon in Europe
- **Cannot** ship directly to Amazon in Canada
- **CAN** ship directly to Amazon in the US
- Shipping should be arranged via your supplier
- Air express using FEDEX/DHL/UPS only
- Supplier needs to affix the barcode to each unit (UPC or FNSKU)
- Create the incoming shipment in order to get the FBA Shipping Labels
- Supplier needs to put the FBA Shipping Labels on the box/s

NOTE: You cannot ship directly to Amazon from Aliexpress or Zentrada because none of the prep work will have been done. You can only ship directly to Amazon from Alibaba, or from suppliers who DO prep for Amazon.

Domestic shipping:

- **CAN** ship directly to any Amazon
- Shipping should be arranged through seller central (select Amazon's partnered carrier when creating the incoming shipment)

- Supplier needs to affix the barcode to each unit (UPC or FNSKU)
- Supplier needs to put the FBA Shipping Labels on the box/s

Option 2 - Shipping to your home and then forwarding to Amazon

From overseas:

- Shipping to your home should be arranged via your supplier
- Air express using FEDEX/DHL/UPS only
- Affix the FNSKU over the top of any existing bar code on the units
- Create the incoming shipment in order to get the shipping labels
- Put the FBA shipping labels on the box/s

Domestic shipping:

- Shipping to your home should be arranged via your supplier
- Affix the FNSKU over the top of any existing bar code on the units
- Create the incoming shipment in order to get the shipping labels
- Put the FBA shipping labels on the box/s

Option 3 - Shipping to a 3rd party intermediary

From overseas:

- Shipping should be arranged via your supplier
- Air express using FEDEX/DHL/UPS only
- FBAInspection is the most popular service for the US
- Once your inventory is ready, you will use Amazon's partnered carrier to have it shipped to Amazon

Domestic shipping:

- Shipping should be arranged via your supplier
- FBAInspection is the most popular service for the US
- Once your inventory is ready, you will use Amazon's partnered carrier to have it shipped to Amazon

When using a 3rd party intermediary to prep and forward your inventory to FBA, follow their guidelines/tutorials. They will have a process in place for you to follow. If you are looking for a 3rd party service anywhere else than the US, do your research on Google to find out what's available for your chosen country. If there are multiple companies to choose from, compare prices and look online for reviews. See more in the lecture on using a 3rd party prep company.

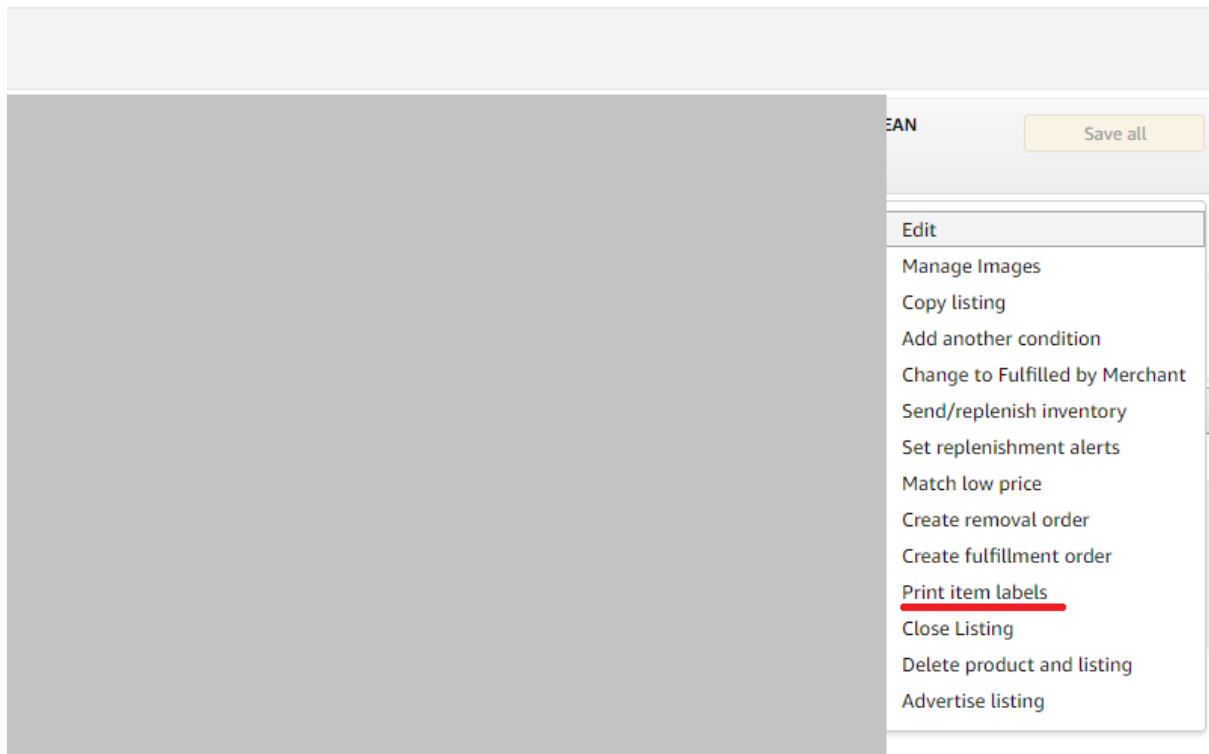
Getting the FNSKU labels

You can download the FNSKU labels when creating the incoming shipment, or you can simply go to 'Manage Inventory' and select 'Print Labels' from the drop down 'Edit' function.

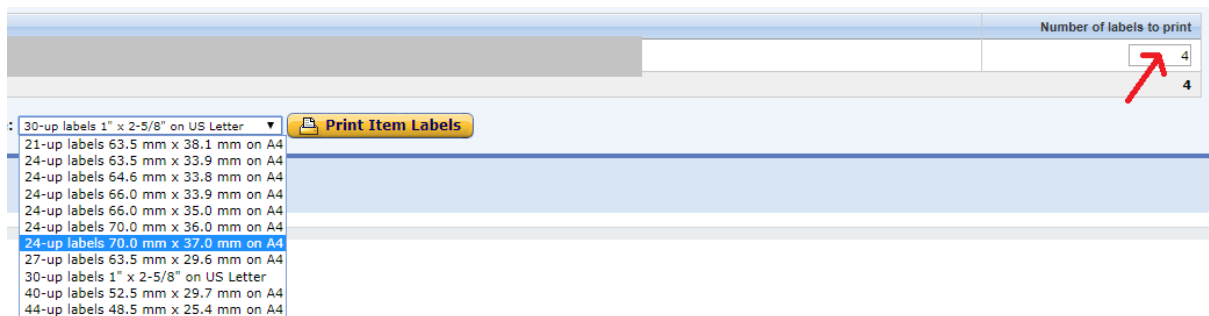
Add a product

Preferences: 10 columns hidden


NEV



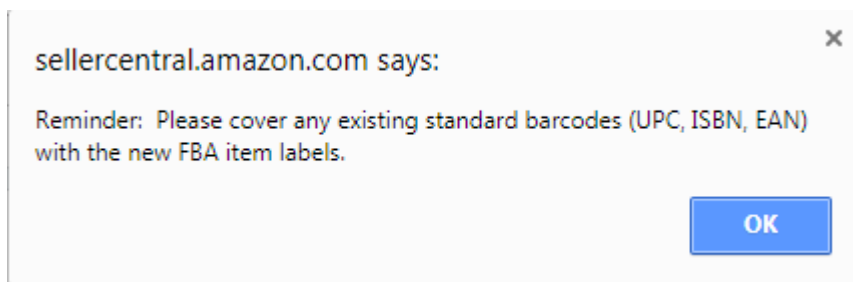
Choose a label size appropriate for your product and enter the number of FNSKU labels you want.



After clicking 'print item labels', the A4 sheet of labels will download as a PDF which you can email to your supplier, to a 3rd party intermediary company, or print off for your own use



Remember that you always need to affix the FNSKU labels over the top of any existing barcode that may be present on your units.



Getting the FBA Shipping Labels

Once you have set up your incoming shipment, you can click 'work on shipment' to get your shipping labels for the outside of the shipping box/s.

Choose 'small parcel delivery' and for the carrier, choose 'other' if you are shipping from overseas, or choose one of Amazon's partnered carriers if you are shipping domestically.

1. Review shipment contents



You can review and modify your unit quantity here and can only change quantity by 5% or 6 units. If you want to add more or new products to your shipment, you must pay additional fees. [Learn more](#)

Review and modify units

2. Shipping service

Shipping method

- ☒ **Small parcel delivery (SPD)**
I'm shipping individual boxes
- ☐ **Less than truckload (LTL)**
I'm shipping pallets; shipment at least 150 lb.
Which method should I choose?

Shipping carrier

- Amazon-Partnered Carrier**
Deeply-discounted shipping with easy tracking [Learn more](#)
- ☐ **UPS**
Amazon-Partnered Carrier not available for international shipments
- ☐ **FedEx**
Amazon-Partnered Carrier not available for international shipments

I'd like to use my own

- ☒ **Other carrier:**

Other ▼


DHL EXPRESS (USA) INC
FEDERAL EXPRESS CORP
FEDEX GROUND (CORPORATE)
UNITED PARCEL SERVICE INC
United States Postal Service
Other

3. Shipment packing



New tools for providing box information
By providing us with the contents of your boxes, we are able to receive your shipments more efficiently and improve your inventory accuracy. [Learn more](#)

3. Standard-Size packing


New tools for providing box information
 By providing us with the contents of your boxes, we are able to receive your shipments more efficiently and improve your inventory accuracy. [Learn more](#)

How will this shipment be packed?


How will you provide box content information? [Learn more](#)

☒ **Use web form**
 Enter box information into a form on webpage

☐ **Upload file**
 Fill out a pack list and upload to Seller Central

☐ **Skip box information and apply manual processing fee**
 Amazon will manually process your box contents [Learn more](#)

[Learn about or enable 2D barcodes](#)


 You can click the "Save for later" button to save your current progress and continue entering box information later.

Shipment contents	Shipment quantity	Units per box/Number of boxes configuration	Total quantity	Box weight (lb.)	Box dimensions (in.)
<input type="checkbox"/> Show ASIN/FNSKU					
TU-64LS-JW69 Grooming/ Deshedding Self-Cleaning Slicker Brush for Dogs and Cats. All-in-One Grooming Tool for Mats, Tangles, Dirt and Dead Hair With Rubber Grip Handle and Retractable Pins. Large or Small Sizes. Size: Standard-Size EAN: 0791154021330	160	<input type="text" value="40"/> <input type="text" value="4"/>	160	<input type="text" value="16"/>	<input type="text" value="20"/> x <input type="text" value="20"/> x <input type="text" value="15"/>


Add another box configuration

Number of boxes left: 496

Let us know what you think

Let us know what you think

4. Shipping labels



You have requested to change the number of boxes for your shipment.

Please be aware that when changing the number of boxes in your shipment, you are required to reprint labels to ensure each box has a unique label.


of boxes

Paper type

4

3-1/3" X 4" (US Letter)

Print box labels



Each box label is unique. Make sure to print all box labels. [Learn more](#)

Work on another shipment

Delete shipment

Duplicate

There is a label for each box, but each label has a different number on it. Therefore you cannot duplicate one label for multiple boxes. If your supplier is

going to be putting the shipping labels on the boxes, make sure he knows that each label is unique.



For full clarification of the process, please watch the video lecture too!