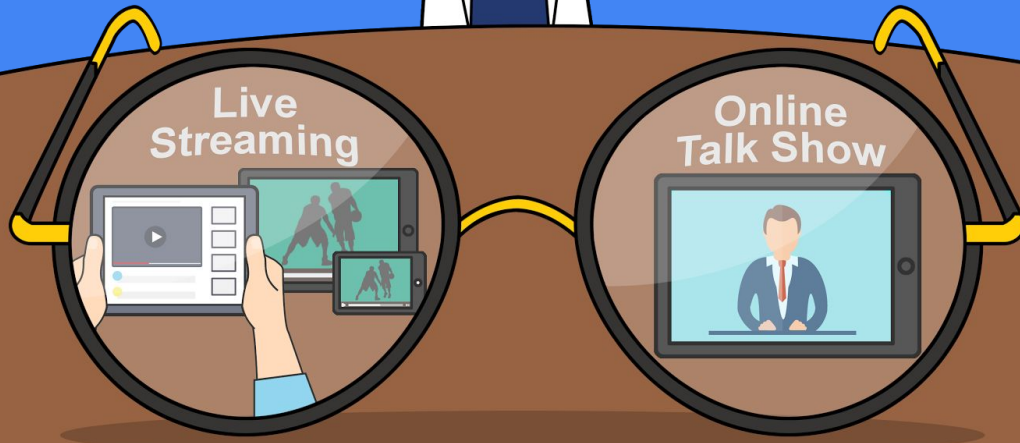


How to Live Stream

A Online Talk Show



Hosting your own live talk show....

PTZOptics has hosted over 100 live streams and webinars. We have documented our system set up to help improve inspire and collaborate with people just like you...



has never been this easy...

In this presentation you will learn how to livestream a “talk show” with guests from all around the world using a simple method.



How can we live stream a video conference?

Live Streaming a webinar/video conference is actually quite easy and it's the gateway to joining your live participants into a live stream. You can simply capture the video and audio feed from the computer hosting the webinar and send it to the laptop you are streaming from...

LIVE STREAM A WEBINAR



**WEBINAR
LAPTOP**



**HDMI/USB
FRAME
GRABBER**



**LAPTOP TO
LIVE STREAM
WITH**



YOUTUBE LIVE

LIVE STREAMING YOUR WEBINAR


Talk Show “Lobby” or “Waiting Room”

The Zoom Video Conferencing interface provides a perfect “Waiting Room” for your live guests. Your “webcam” video feed will provide them a preview of the live show.

(But you can also use Skype)



Let's watch a quick demonstration video...

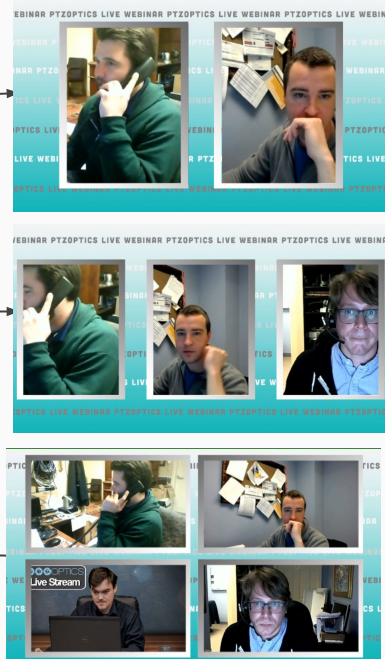


A few notes from the video

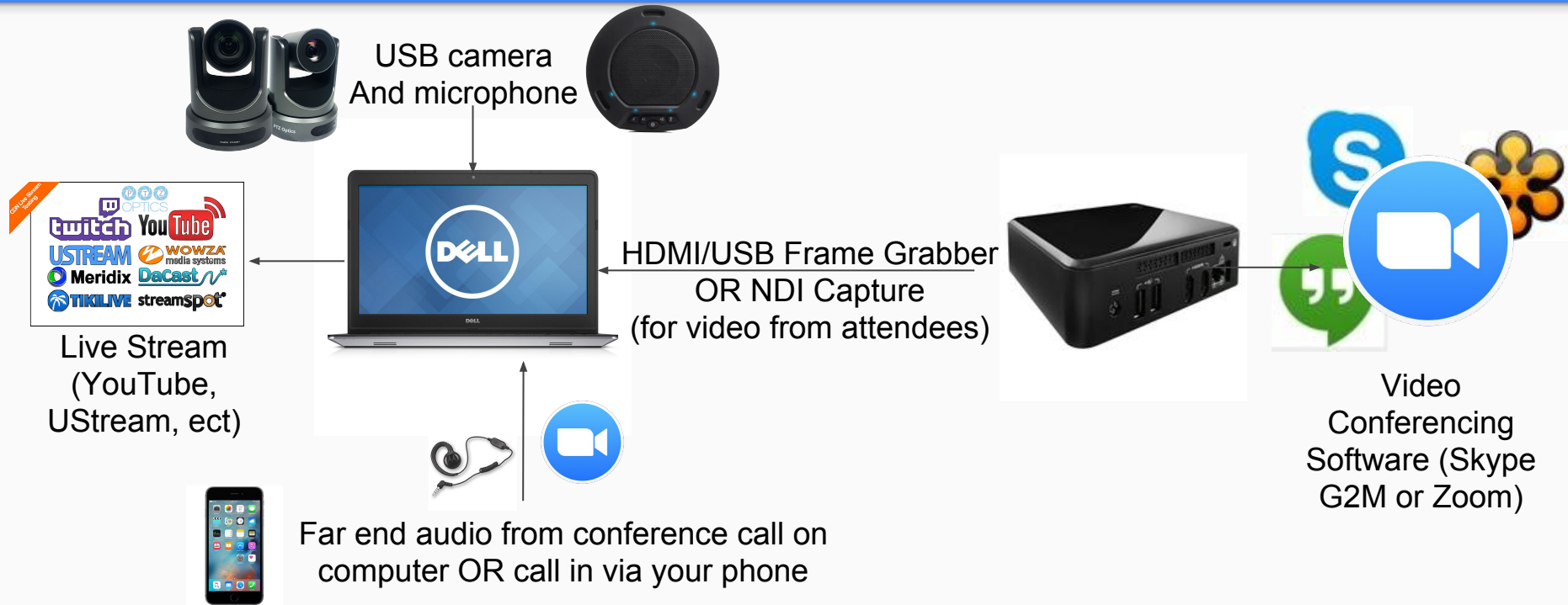
- All of the templates we used to “frame” our live participants are available for free [here](#).
- We probably could have turned down the gain on our participants audio :0
- The “Return Video” allows participants to know when they are “live”. In our demonstration there was a windowing effect but the next slide show what it looks like during a live stream...
- Once your meeting is all set it's a best practice to “lock” your meeting. If another person joins the meeting it could throw off your video capture for each participant.

Capturing your Video Conference AV

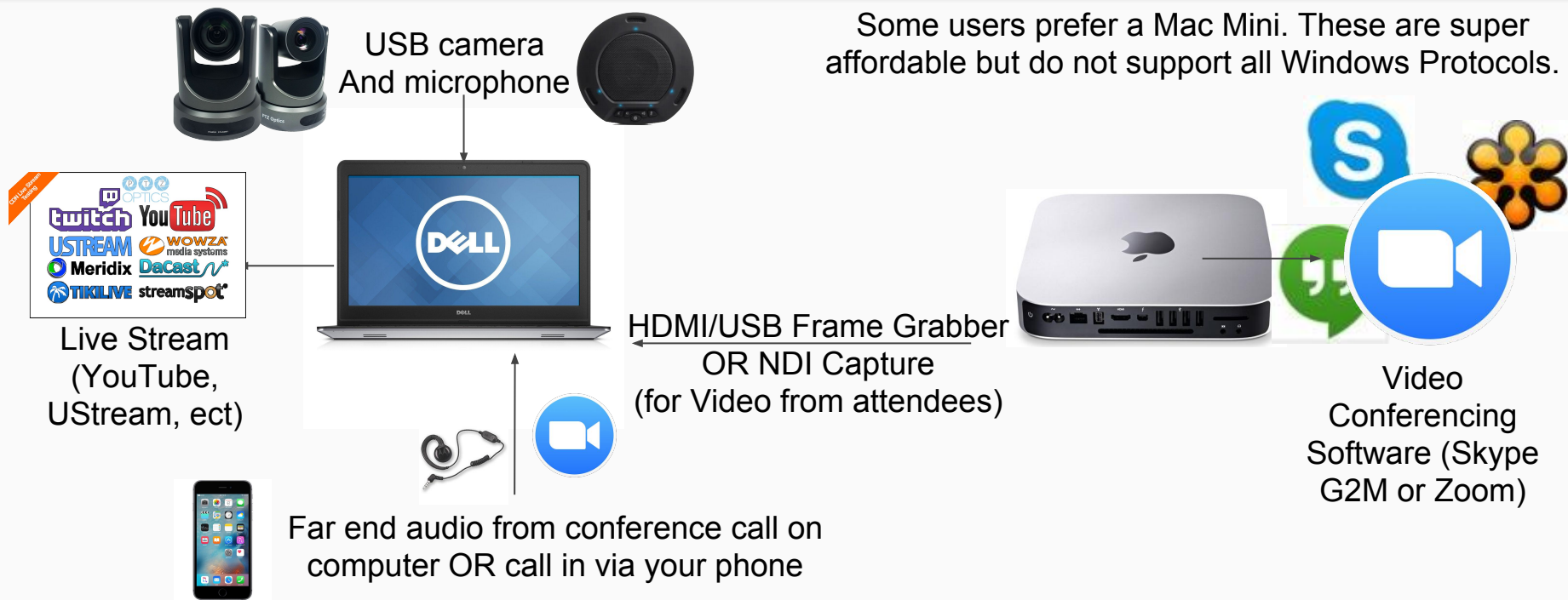
By using a affordable HDMI to USB frame grabber you can successfully take your video conference participants audio and video into your live streaming talk show as a input. We can then crop the video input as needed to create presets we can switch between...



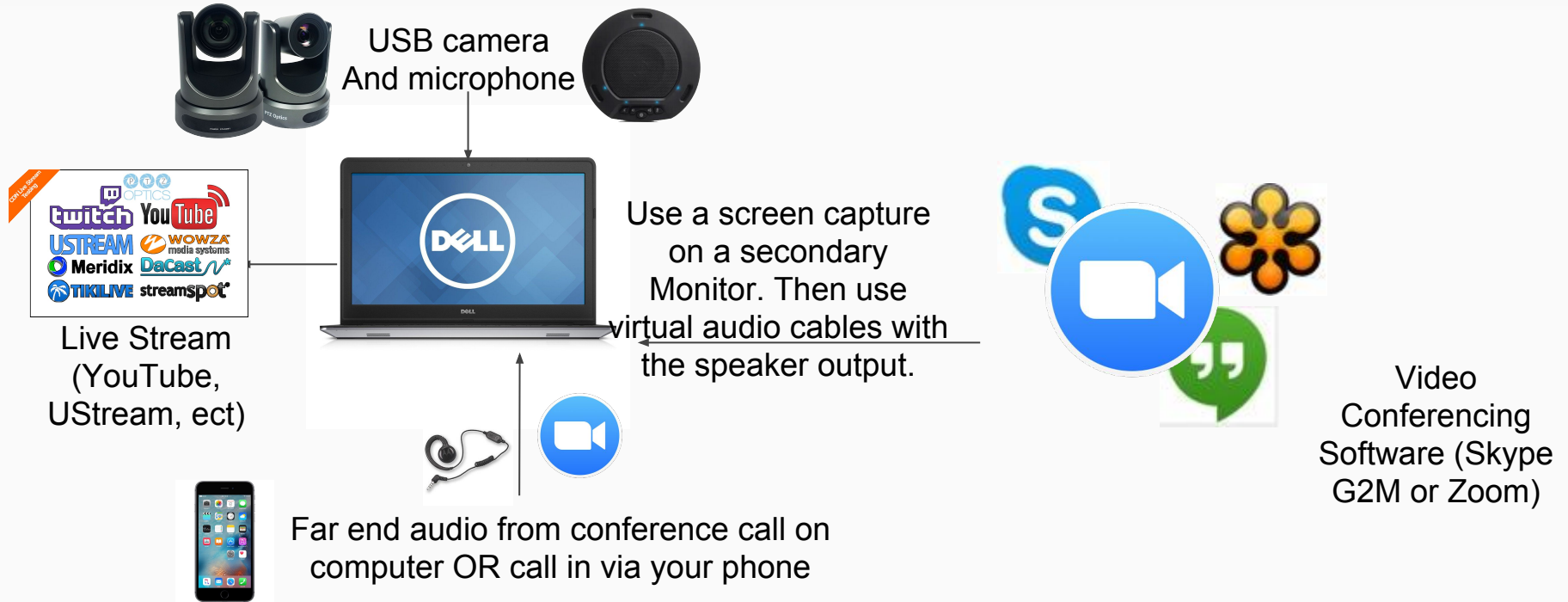
A basic system setup



A basic system setup w/ Mac Mini



The Screen Capture Set Up



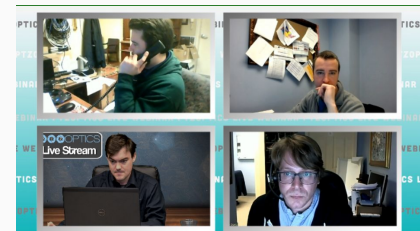
Talk Show Layouts

[Click here](#) to download a pack of “Talk Show Graphics” for free from PTZOptics. Feel free to use our free assets and build your own!

The Sky is the limit...



Two Person Talk Show



Three & Four Person Talk Show Graphics

Virtual Sets

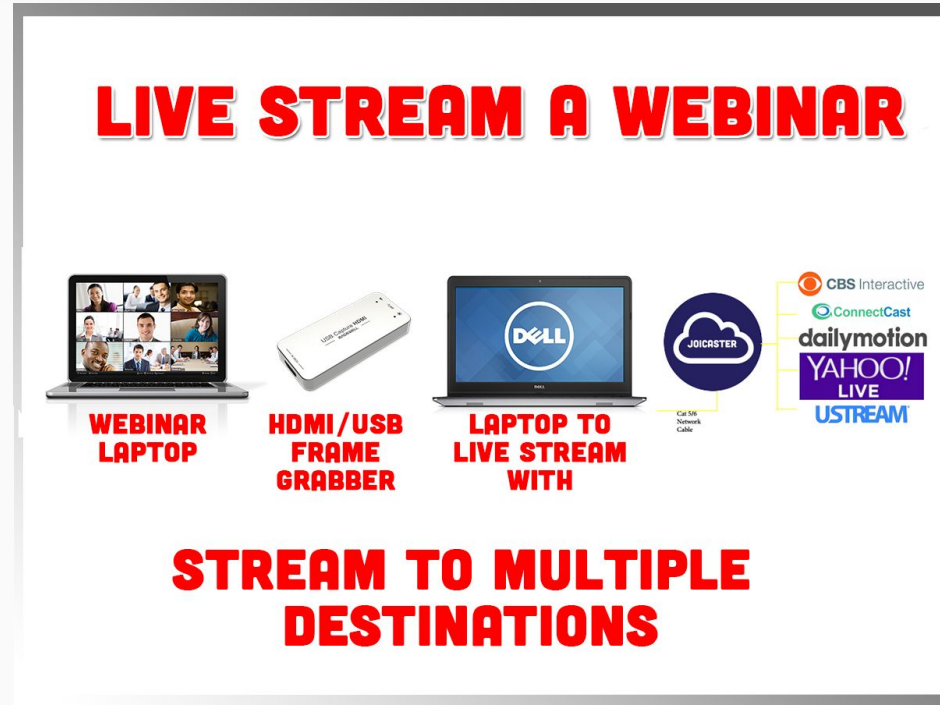
You may want to consider using a virtual set. This technique requires a green screen but it affordable endless possibilities for your live stream...

Download a pack of free virtual sets from PTZOptics [here](#).



Growing your audience even more...

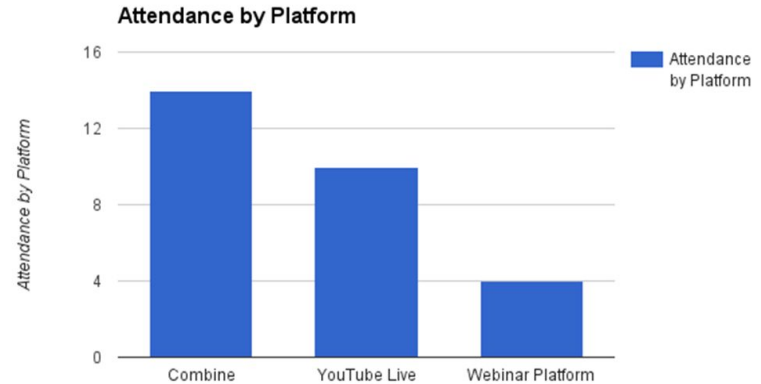
Once you feel comfortable with the process you can reach out to multiple CDNs to grow your audience even more with services such as Joicaster.



Results from over 100 webinars

As you can see most of our webinar viewers prefer watching on a live streaming platform such as YouTube Live vs traditional webinar platforms like GoToWebinar or WebEX.

WEBINAR ATTENDANCE RESULTS



LIVE STREAMING VS WEBINAR

Upcoming Live Streams

SIGN UP FOR AN UPCOMING LIVE STREAM @

[HTTP://LIVE.PTZOPTICS.COM](http://live.ptzoptics.com)

See us at

NABSHOW®
Where *Content* Comes to Life

Booth 13909!



NABSHOW®

Where *Content* Comes to Life

